


Model : ATZ HDBT-E70-WPV-86

Description: HDBaseT Sender Wall Plate 86x86 HDMI/VGA/Audio/RS232/PoC (70m)



ATZ HDBT-E70-WPV-86 is a HDBaseT Wallplate transmitter which supports 1*HDMI and 1*VGA+3.5mm audio inputs over HDBaseT (RJ45) output. It also supports two working modes: Manual or Auto. The resolution can up to 4k@30hz, with POC(power over cable) function, users can power up the HDBaseT receiver end.

It can up to 220ft/70m at 1080P60, 110ft/35m at 4K30 via STP Cat5e/Cat6. It's popularly used in the small meeting room, classroom or other long distance transmission applications.

Features:

- Supports 2 Inputs (HDMI & VGA w/audio), 1 Output HDBaseT
- Supports 1080P 3D, and resolution up to 4K30
- Supports HDCP1.4
- Transmission distance: 220ft/70m at 1080P60, 110ft/35m at 4K30 via Cat5e/Cat6
- Supports internal and external EDID
- Supports POC(power over Cable)
- Supports manual or auto working modes
- UK Single-gang size

Model : ATZ HDBT-E70-WPV-86

Description: HDBaseT Sender Wall Plate 86x86 HDMI/VGA/Audio/RS232/PoC (70m)

Specifications:

Input	1*HDMI, 1*VGA+3.5mm audio, 1*Switch button
Output	1*HDBaseT(RJ45)
Control	Switch Button or auto sources detection/switch
Transmission distance	220ft/70m at 1080P60, 110ft/35m at 4K30 via Cat5e/Cat6
Bandwidth	10.2Gbps
Power Supply	DC 12V 1.5A
Dimension (WxHxD)	Product back size: 88x88x38mm/ 3.46x3.46x1.49inch
Product weight	200g/0.45lb
Operating Temperature	-10°C to 40°C
Storage Temperature	-25°C to 55°C



POWER: Indicator for the power supply

LINK: Indicator for the LAN cable connections

HDMI: HDMI source

VGA: VGA source

SWITCH button: For the manually switch

HDMI Button: For the HDMI source switch

VGA Button: For the VGA source switch

Model : ATZ HDBT-E70-WPV-86

Description: HDBaseT Sender Wall Plate 86x86 HDMI/VGA/Audio/RS232/PoC (70m)

Operation:

Step 1: Long-press and hold the “Switch” button for about 7 seconds until the VGA indicator flashing, it will enter the EDID setting mode:

Step 2: Select HDMI indicator mode:

External EDID: After enter the EDID setting mode(VGA indicator is flashing), then press the Switch button once to see the HDMI indicator is solid.

Internal 1080P EDID(PT-FRZ78C): After enter the EDID setting mode(VGA indicator is flashing), then press the Switch button once to see the HDMI indicator is flashing.


Internal 4K30 EDID(IT663x1): After enter the EDID setting mode(VGA indicator is flashing), then press the Switch button once to see the HDMI indicator is OFF.

Step 3: After selected the above HDMI indicator mode, then press and hold the Switch button for about 7 seconds or until the “Switch” button flashing.

Select a display to view or change the settings for it.

Display 2: PT-FRZ78C


Display information

	PT-FRZ78C
	Display 2: Connected to Intel(R) HD Graphics 620
Desktop resolution	1920 × 1200
Active signal resolution	1920 × 1200
Refresh rate (Hz)	59 Hz
Bit depth	8-bit
Color format	RGB
Color space	Standard dynamic range (SDR)

Select a display to view or change the settings for it.

Display 2: IT663x1

Display information

	IT663x1
	Display 2: Connected to Intel(R) HD Graphics 620
Desktop resolution	3840 × 2160
Active signal resolution	3840 × 2160
Refresh rate (Hz)	29 Hz
Bit depth	8-bit
Color format	RGB
Color space	Standard dynamic range (SDR)

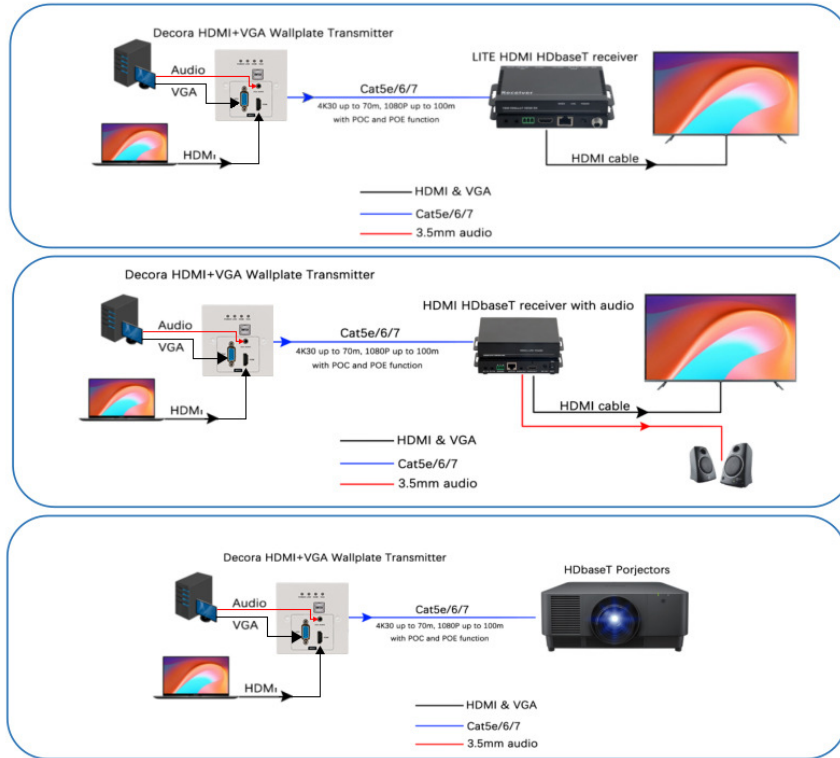
Package Includes:

- 1x HDBaseT Wallplate Transmitter
- 1x 12V/1.5A Power adapter
- 1x RS232 connector

Model : ATZ HDBT-E70-WPV-86

Description: HDBaseT Sender Wall Plate 86x86 HDMI/VGA/Audio/RS232/PoC (70m)

Product Diagram:



Warranty: 2 Years

Warranty is effective from the date of original delivery.

This warranty shall be void if a serial number has been removed from the product.

HDMI
HIGH DEFINITION MULTIMEDIA INTERFACE

The terms HDMI and HDMI High-Definition Multimedia interface, and the HDMI Logo are trademarks or registered trademarks of HDMI Licensing LLC in the United States and other countries.