

Model : ATZ HUC05

Description: 4K HDMI to USB3.0 Video Capture w/HDMI loopout/TOSlink audio input
(HDMI Input support 4K/60HZ, loopout 4K/60HZ, USB Output Support 1080P/60HZ)



Model : ATZ HUC05

Description: 4K HDMI to USB3.0 Video Capture w/HDMI loopout/TOSlink audio input (HDMI Input support 4K/60HZ, loopout 4K/60HZ, USB Output Support 1080P/60HZ)

The HDMI video capture can capture the HD video and audio signal. It can display the HD signal to the displayer or projector. It can support USB storage by computer at the same time. The HDMI video capture can separate the HD video and audio signal. The stripped coaxial or optical fiber digital audio can connect with an amplifier. The max resolution can be up to 4K/60HZ.

Features:

- Support max resolution up to 4K/60Hz;
- Support the max baud rate of 6G and TMDS clock can be up to 600 MHz;
- Support deep color;
- Support AWG26 HDMI standard cable: HDMI input up to 8 meters, HDMI output up to 8 meters. (1080P and below resolution);
- Support many capture software, such as VLC、OBS、Amcap and so on...
- Conform to USB video 1.5 and USB audio 1.0 standard.

Specifications:

HDMI resolution	Up to 4K/60Hz
Support video format	Deep color
Support audio format.....	LPCM
Max bandwidth.....	600MHz
Max baud rate.....	6Gbps
Input cable distance.....(1080p resolution)	≤8m AWG26 HDMI standard cable
Output cable distance.....(1080p resolution)	≤8m AWG26 HDMI standard cable
Max working current	0.7A/5VDC
Operating temperature range.....	(-10 to +55°C)
Dimension (L x W x H).....	70x56x19 (mm)
Weight.....	56g

Connection and Operation

1. Connect the UHD signal source to the HDMI input of the video capture with one HDMI cable.
2. Connect the display device to the HDMI output of the video capture with one HDMI cable.
3. Connect PC USB port to the USB output of the video capture with one USB cable.
4. Connect the 5V/1A power adapter to the video capture.

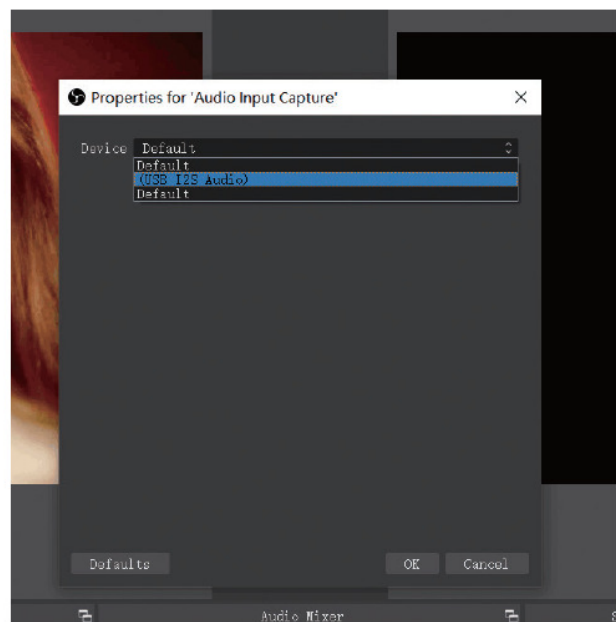
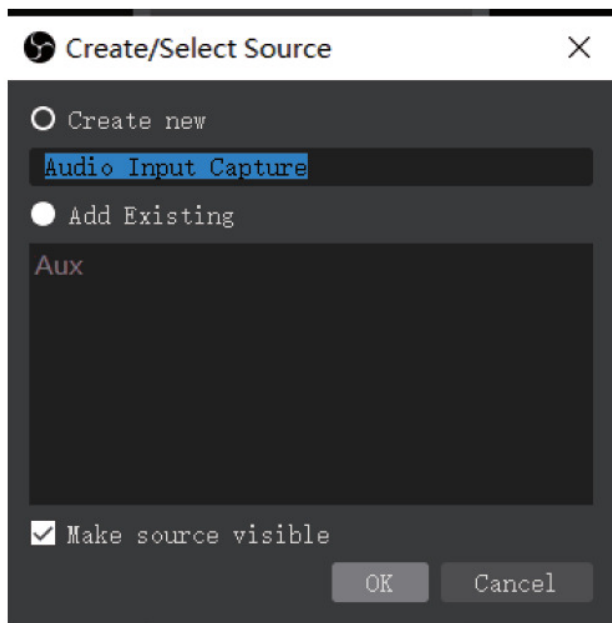
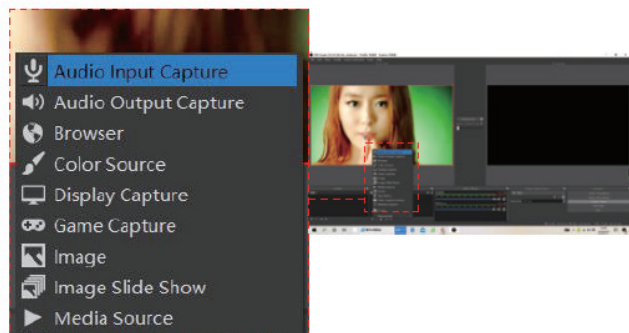
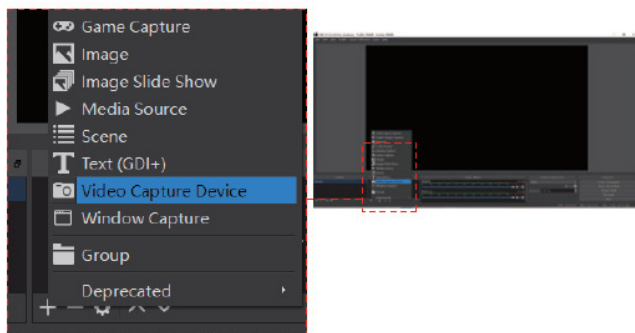
Model : ATZ HUC05

Description: 4K HDMI to USB3.0 Video Capture w/HDMI loopout/TOSlink audio input
(HDMI Input support 4K/60HZ, loopout 4K/60HZ, USB Output Support 1080P/60HZ)

5. Operation steps for USB video capture(OBS):

Operation Example as below:

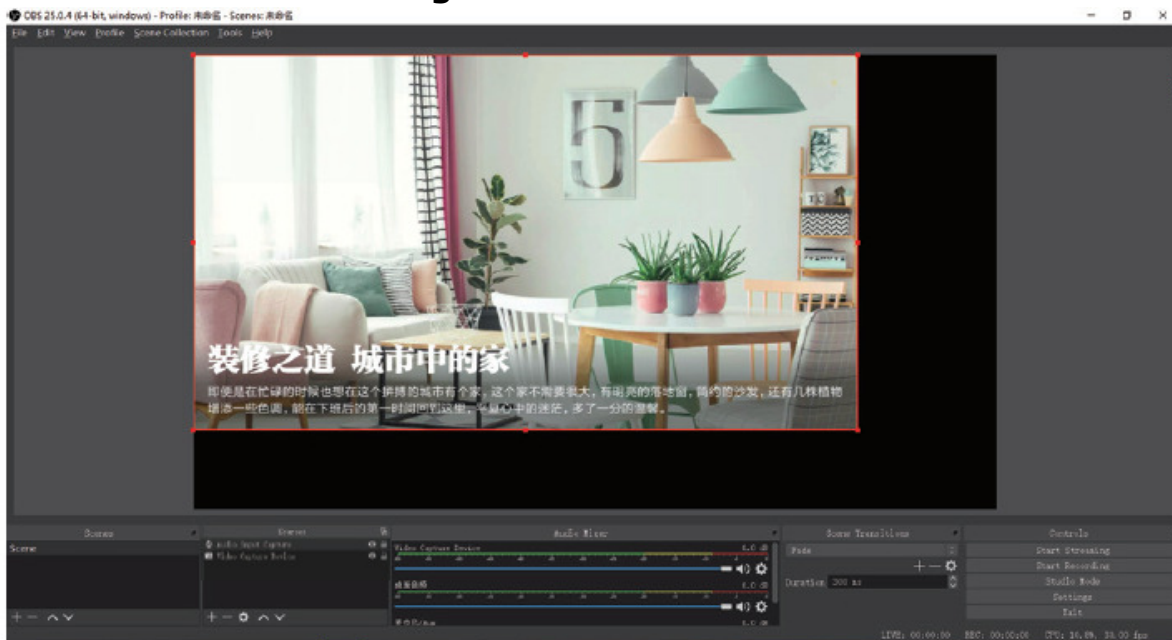
1. Add new sources, choose " Video Capture Device "/ "Audio Input Capture"



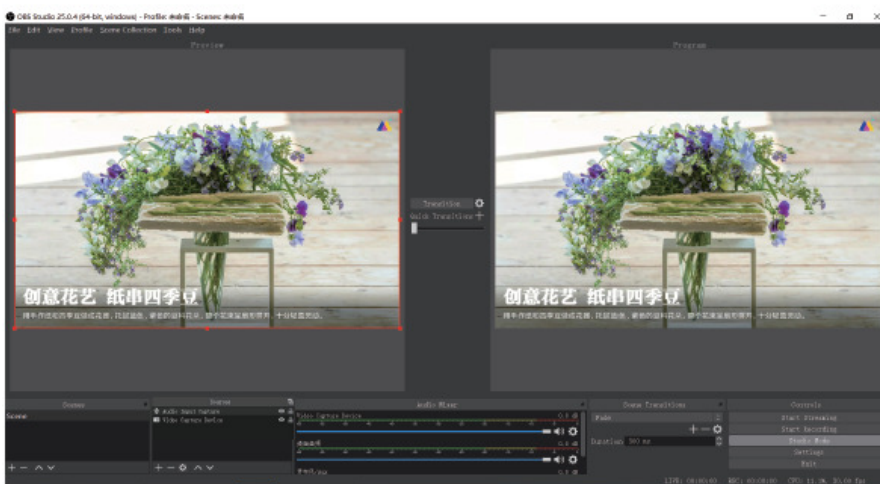
Model : ATZ HUC05

Description: 4K HDMI to USB3.0 Video Capture w/HDMI loopout/TOSlink audio input (HDMI Input support 4K/60HZ, loopout 4K/60HZ, USB Output Support 1080P/60HZ)

2. Set the size of the image.



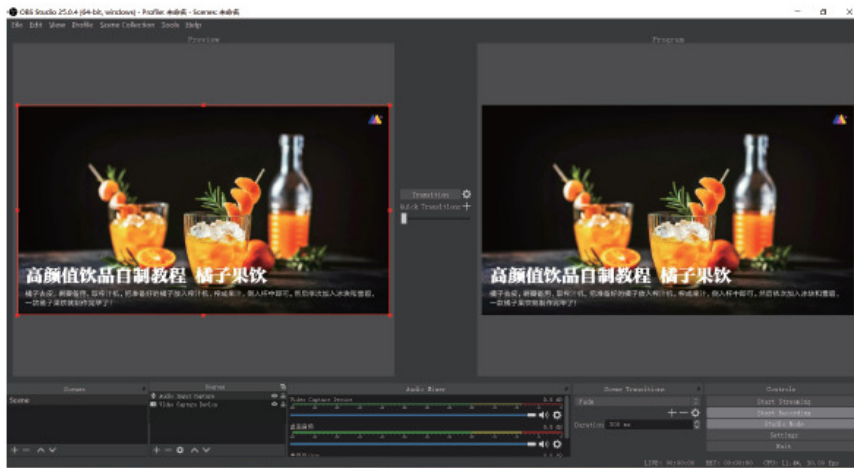
3. Choose "Studio Mode"(double window).



Model : ATZ HUC05

Description: 4K HDMI to USB3.0 Video Capture w/HDMI loopout/TOSlink audio input
(HDMI Input support 4K/60HZ, loopout 4K/60HZ, USB Output Support 1080P/60HZ)

4. Click " Start Recording"



Note:

Computer hardware configuration requirements:

CPU: PC i5-3400 or above ;

NB i7-3537U 2.0GHZ or above

Graphics card: PC NVIDIA GT630 or above; NC NVIDIA GT735M or above

Run memory: 4G RAM

Package Includes:

1x Video capture

1x User manual

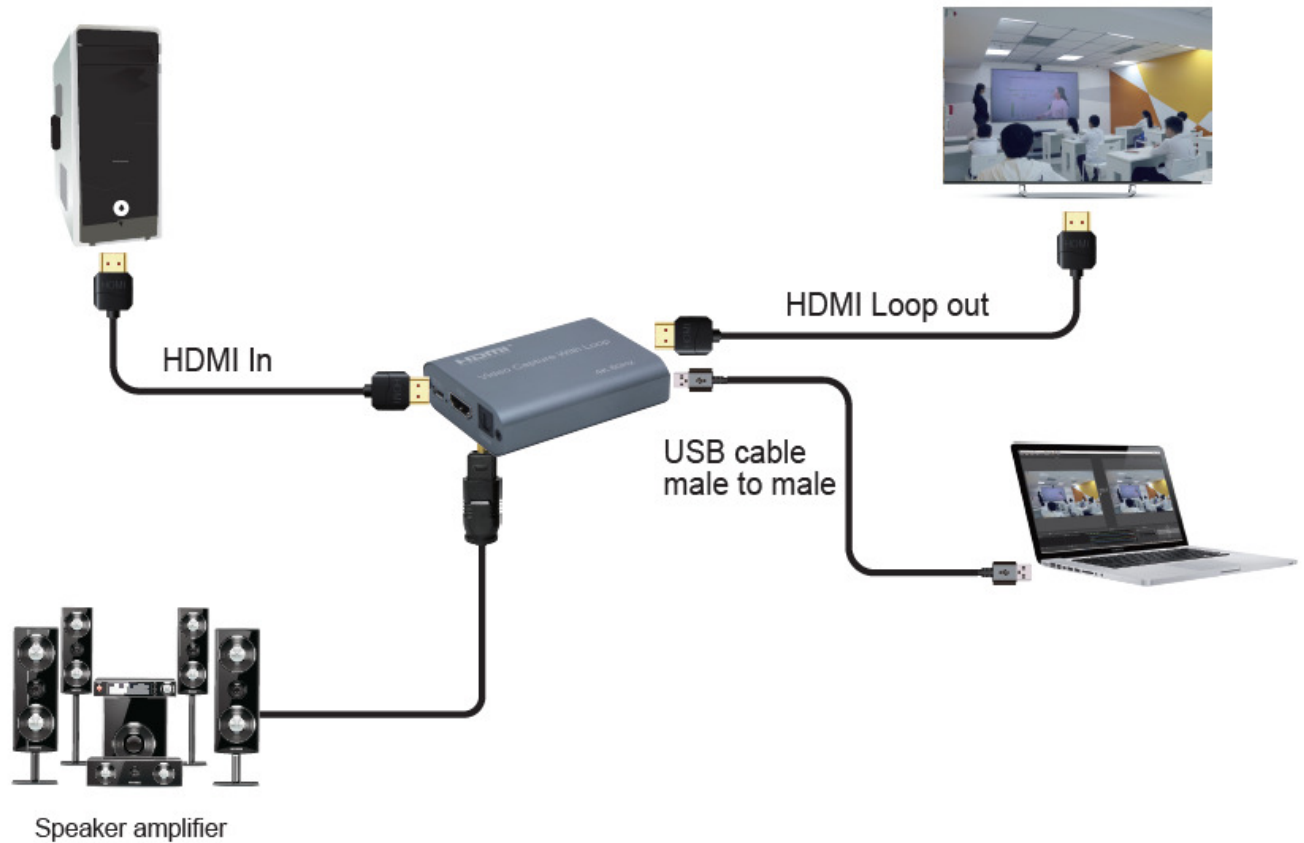
1x USB cable male to male

2x Micro USB cable

Model : ATZ HUC05

Description: 4K HDMI to USB3.0 Video Capture w/HDMI loopout/TOSlink audio input
(HDMI Input support 4K/60HZ, loopout 4K/60HZ, USB Output Support 1080P/60HZ)

Product Diagram:



Warranty: 2 Years

Warranty is effective from the date of original delivery.

This warranty shall be void if a serial number has been removed from the product.