

Model : ATZ VC-HDMI-MUX

Description : ALL TO HDMI 4K CONVERTER BOX w/Remote control
1x CVBS, 1xYPbPr, 1xVGA, 2x HDMI and, 2x USB inputs



Model : ATZ VC-HDMI-MUX

Description : ALL TO HDMI 4K CONVERTER BOX w/Remote control
1x CVBS, 1xYPbPr, 1xVGA, 2x HDMI and, 2x USB inputs

Introduction :

ALL TO HDMI 4K CONVERTER BOX converts CVBS, YPbPr, VGA, HDMI and USB media to 720p and 1080p high definition 4k HDMI output. Respective stereo audio input is achieved for CVBS, YPbPr and VGA. Converter Box makes it convenient to connect such as DVD player, game player, Set-top box, PC and USB device etc. video sources. All inputs will be converted to high definition output. Excellent picture quality provided by the integrated noise reduction, advanced color process engine, dynamic luminance control, gamma control and 3D video decoder features.

Features :

- 1x CVBS, 1xYPbPr, 1xVGA, 2x HDMI and, 2x USB inputs
- USB movie, picture and music playback
- 1280x1024 · 720p · 1080p and 4K HDMI output
- PAL, NTSC and SECAM color systems supported
- -5% to +5% display ratio range control
- Auto Detect function (except USB)
- Brightness, contrast, color, sharpness, hue control
- Soft, Standard, Bright and Personal 4 preset picture modes
- Picture mode setting saved for respective source
- Geometry control for VGA input with auto tune function
- Capture USB picture and save as user defined logo
- Volume control
- Remote control
- Standby mode

Specifications :

Input formats :

CVBS: PAL, NTSC, SECAM with stereo audio input

YPbPr: 1080p@50/60Hz, 1080i@50/60Hz, 720p@50/60Hz, 576i/p, 480i/p with stereo audio input

VGA:640x480@60Hz, 800x600@60Hz, 1024x768@60Hz, 1280x1024@60Hz, 1280x720@60Hz, 1360x768@60Hz, 1440x900@60Hz, 1680x1050@60Hz, 1920x1080@60Hz with stereo

Model : ATZ VC-HDMI-MUX

Description : ALL TO HDMI 4K CONVERTER BOX w/Remote control
1x CVBS, 1xYPbPr, 1xVGA, 2x HDMI and, 2x USB inputs

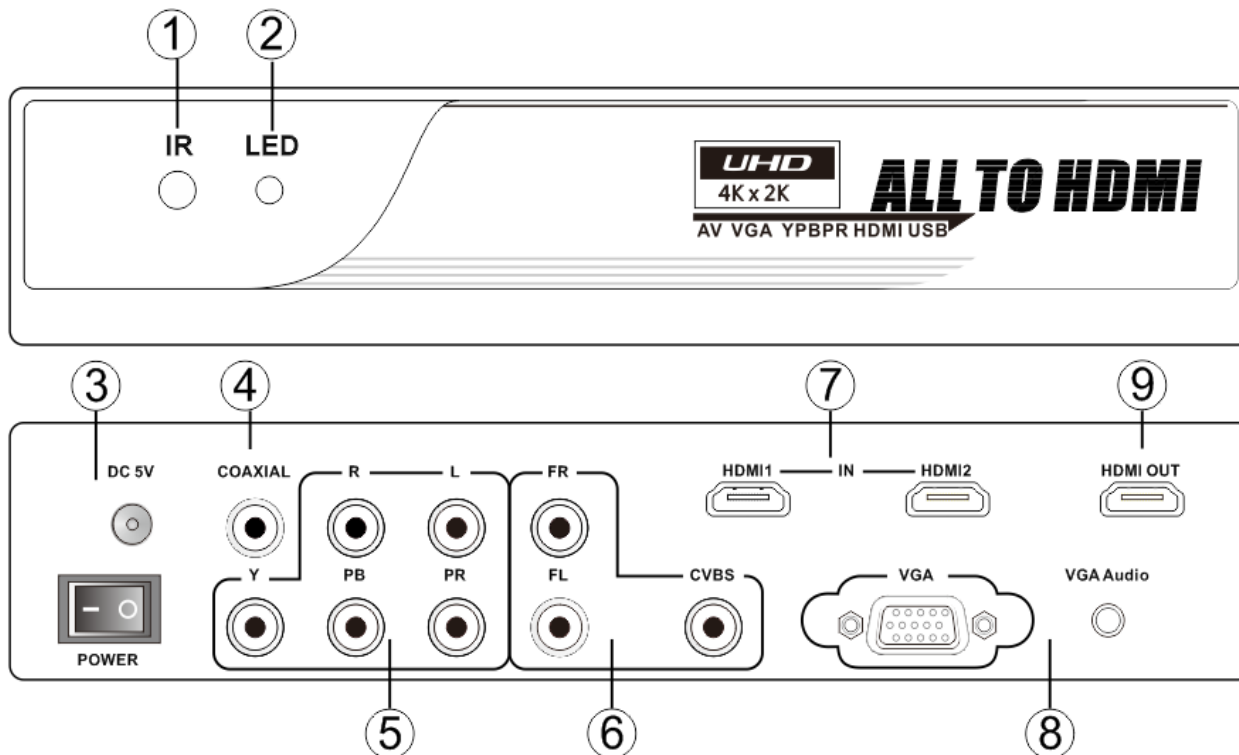
audio input

HDMI: 480i to 4K2K@30Hz

USB: MPEG, H.264, RM/RMVB movie decode, JPEG, BMP, PNG

Picture decode and MPEG1/2, MP3 audio decode

Panel Functions :



Part **1**. IR: IR Receiver window (accepts the remote control signal of this device only).

Part **2**. LED: The LED will illuminate blue when the power is on, red when it is in 'Standby' mode.

Part **3**. DC POWER INPUT: Plug the 5V/2A DC power supply into the DC 5V power in.

Part **4**. Digital audio output: The coaxial output is connected an audio amplifier.

Part **5**. Component and audio input:

Connect a DVD (YPbPr) source to the YPbPr IN RCA connector.

Part **6**. CVBS and audio input:

Connect a composite video source (for example, a composite video player) to the CVBS IN RCA connector.

Model : ATZ VC-HDMI-MUX

Description : ALL TO HDMI 4K CONVERTER BOX w/Remote control
1x CVBS, 1xYPbPr, 1xVGA, 2x HDMI and, 2x USB inputs

Part 7. HDMI INPUT:

Connect to HDMI sources such as DVD player /Blu-ray player for both video and audio signal conversion.

Part 8. VGA INPUT:

Connect a computer (RGBHV) source to the VGA IN video input D-Sub 15pin HD connector.

Part 9. HDMI OUTPUT:

Connect the HDMI output connector to an HDMI equipped (for examples, TVs or monitors).

Package Includes :

ALL TO HDMI CONVERTER BOX	1pcs
5V/2A DC power adaptor	1pcs
Operation Manual	1pcs
IR Remote	1pcs

Model : ATZ VC-HDMI-MUX

Description : ALL TO HDMI 4K CONVERTER BOX w/Remote control
1x CVBS, 1xYPbPr, 1xVGA, 2x HDMI and, 2x USB inputs



Remote controller:

Power: Enter standby mode or re-enter normal mode

Source: Pop up source menu, press Up/Down button to select and press OK button to enter

USB: Enter USB source directly

Picture: Soft, Standard, Bright and Personal picture mode selection

Ratio: Adjust display ratio, -5% to +5% range can be set

Navigation buttons: Left, Right, Up and Down to navigate menu items or USB media files, press OK to enter

OK: Confirm and enter selection

Menu: Pop up main menu, press Menu button again to return

Exit: Close Menu or exit USB playback mode

Vol-: Decrease volume

Vol+: Increase volume

Output: Set 1280x1024@60Hz,720p@60Hz,1080p@60Hz or 4K2K@30Hz output format

Model : ATZ VC-HDMI-MUX

Description : ALL TO HDMI 4K CONVERTER BOX w/Remote control
1x CVBS, 1xYPbPr, 1xVGA, 2x HDMI and, 2x USB inputs



Source menu

1. Press Source button to pop up source menu
2. Press Up/Down button to select source item
3. Then press OK button to enter

Main menu

General control

1. Press Menu button to pop up main menu
2. Press Up/Down button to select Picture, Geometry or Setting menu
3. Then press Right button to enter

Model : ATZ VC-HDMI-MUX

Description : ALL TO HDMI 4K CONVERTER BOX w/Remote control
1x CVBS, 1xYPbPr, 1xVGA, 2x HDMI and, 2x USB inputs

Control for Picture menu :



1. Press Left/Right button to select Soft, Standard, Bright or Personal picture mode
2. Note that only Personal picture mode settings can be adjusted, others are pre-set modes
3. Press Up/Down button to select menu item
4. Press OK button to enter
5. Then press Left/Right button to adjust
6. Press Menu button to return, or press Exit button to close menu

Model : ATZ VC-HDMI-MUX

Description : ALL TO HDMI 4K CONVERTER BOX w/Remote control
1x CVBS, 1xYPbPr, 1xVGA, 2x HDMI and, 2x USB inputs

Control for setting menu :




1. Press Left/Right button to set Auto Detect function On or Off
2. Note that when Auto Detect is set On, the converter will automatically switch to the source which is connected with signal lately, except for USB source.

Model : ATZ VC-HDMI-MUX

Description : ALL TO HDMI 4K CONVERTER BOX w/Remote control
1x CVBS, 1xYPbPr, 1xVGA, 2x HDMI and, 2x USB inputs

USB menu :



1. Press USB button directly or select USB from source menu to enter USB device playback mode
2. Press Menu button to pop up media type selection menu
3. Press Left/Right button to set which type of media to play
4. Press OK button to confirm
5. Press Left/Right to select USB device (disk alias)
6. Press OK button to browse media file
7. Press Left/Right/Up/Down button to select media file













8. Press OK button to play











Model : ATZ VC-HDMI-MUX

Description : ALL TO HDMI 4K CONVERTER BOX w/Remote control
1x CVBS, 1xYPbPr, 1xVGA, 2x HDMI and, 2x USB inputs

Movie playback control :






	Play		Repeat
	Pause		Repeat A<->B
	Fast Backward		Media file information
	Fast Forward		Slow Forward
	Previous		Ratio
	Next		Brightness
	Stop		Contrast

Picture playback control :











	Slide show		Zoom in
	Pause		Zoom out
	Previous		Move
	Next		Repeat
	Stop		Brightness

Model : ATZ VC-HDMI-MUX

Description : ALL TO HDMI 4K CONVERTER BOX w/Remote control
1x CVBS, 1xYPbPr, 1xVGA, 2x HDMI and, 2x USB inputs

	Rotate clockwise		Contrast
	Rotate anti-clockwise		Capture and save as logo
	Background music		

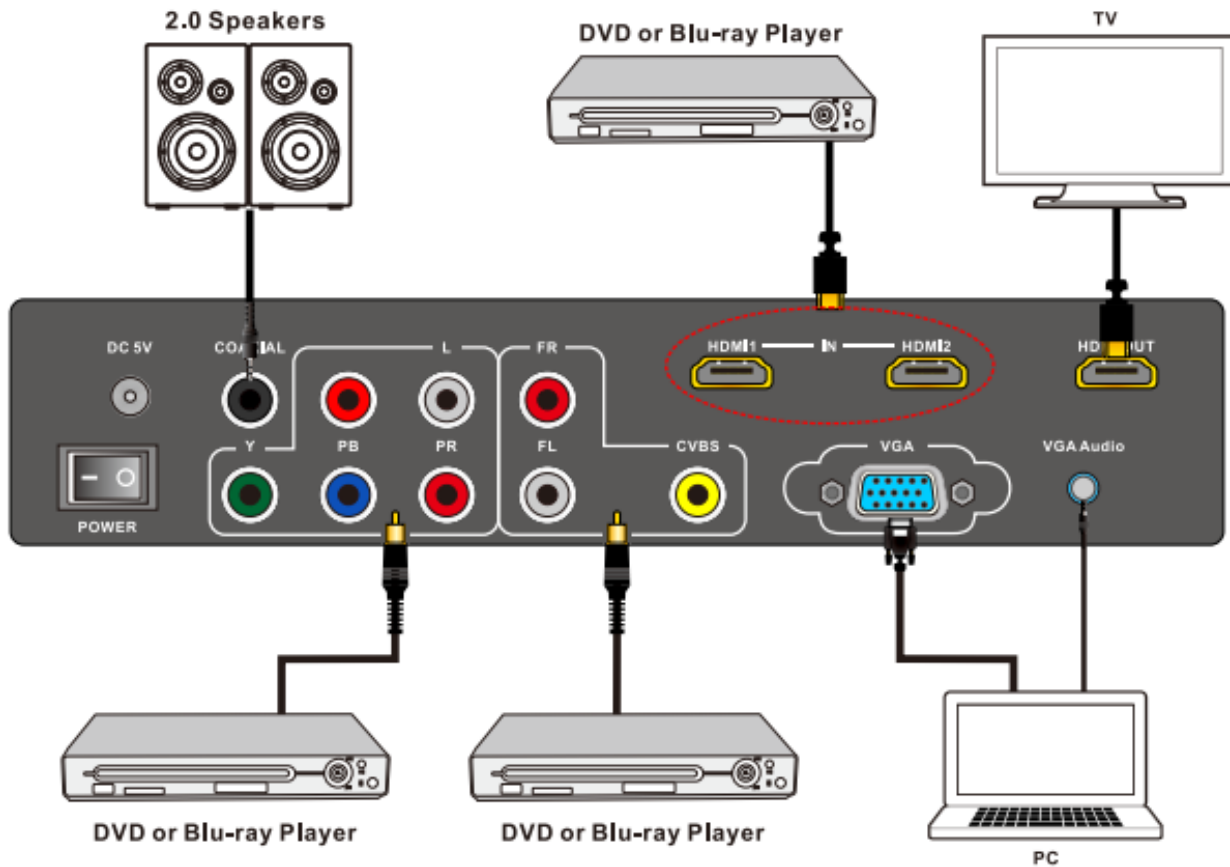
Audio playback control :

	Play		Next
	Pause		Stop
	Fast Backward		Repeat
	Fast Forward		Mute
	Previous		Media file information

Model : ATZ VC-HDMI-MUX

Description : ALL TO HDMI 4K CONVERTER BOX w/Remote control
 1x CVBS, 1xYPbPr, 1xVGA, 2x HDMI and, 2x USB inputs

Product Diagram:



Warranty:

2 Years

Model : ATZ VC-HDMI-MUX

Description : ALL TO HDMI 4K CONVERTER BOX w/Remote control
1x CVBS, 1xYPbPr, 1xVGA, 2x HDMI and, 2x USB inputs
